

Scaled data based on original data using  
LM-79-08 Approved Method: Electrical and Photometric Measurements of Solid-  
State Lighting Products

Test Report Prepared for  
Cooper Lighting Solutions  
(formerly Eaton)

Brand: McGRAW-EDISON

Report Number: P385716

Luminaire Tested: **GWC-SA1B-735-U-SL4-HSS**

Issue Date: 3/3/2020

**Test Information**

Test Method: LM-79-08  
Report Number: P385716  
TEST IS SCALED FROM IESNA LM-79-08 TEST DATA (G2-1903-205-25)  
Test Lab: INNOVATION CENTER  
Issue Date: 3/3/2020  
Manufacturer: COOPER LIGHTING SOLUTIONS (FORMERLY EATON)  
Product Line: MCGRAW-EDISON  
Catalog Number: GWC-SA1B-735-U-SL4-HSS  
Description: GALLEON WALL LUMINAIRE  
(1) 70 CRI, 3500K, 800mA LIGHTSQUARE WITH 16 LEDS AND TYPE IV SPILL LIGHT  
ELIMINATOR OPTICS WITH HOUSE SIDE SHIELD  
Light Source: -  
Ballast/Driver: ELECTRONIC DRIVER

**Summary**

Lumens per Lamp: N/A  
Luminaire Lumens: 4653.8 lumens  
Efficiency: N/A  
Efficacy: 105.8 lumens/watt  
Luminous Opening: Rectangular (W 0.5' x L: 0.5' x H: 0')  
IES Classification: Type IV - Short  
BUG Rating: B1 - U0 - G2

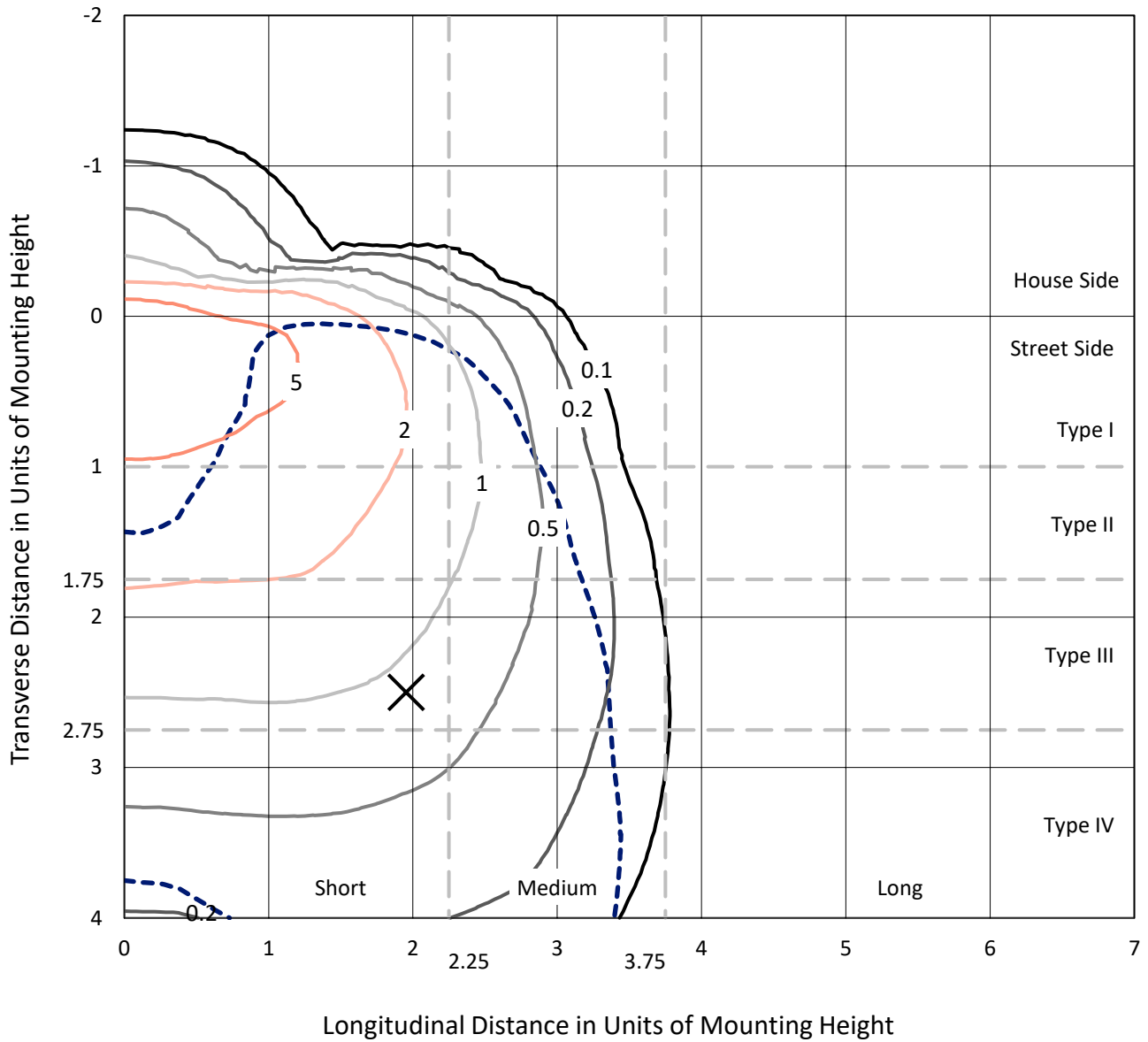
Input Watts (W): 44  
Input Voltage (V): NR  
Input Current (Ain): NR  
Voltage Rise (V): NR  
Power Factor: NR  
Total Harmonic Distortion (THDi): NR  
Frequency (hertz): 60  
Stabilization Time: NR  
Operation Time: NR  
Ambient Temperature (°C): NR  
Test Distance: 24 FT



REPORT NUMBER: P385716  
 CATALOG NUMBER: GWC-SA1B-735-U-SL4-HSS

### Iso-Footcandle Lines of Horizontal Illumination

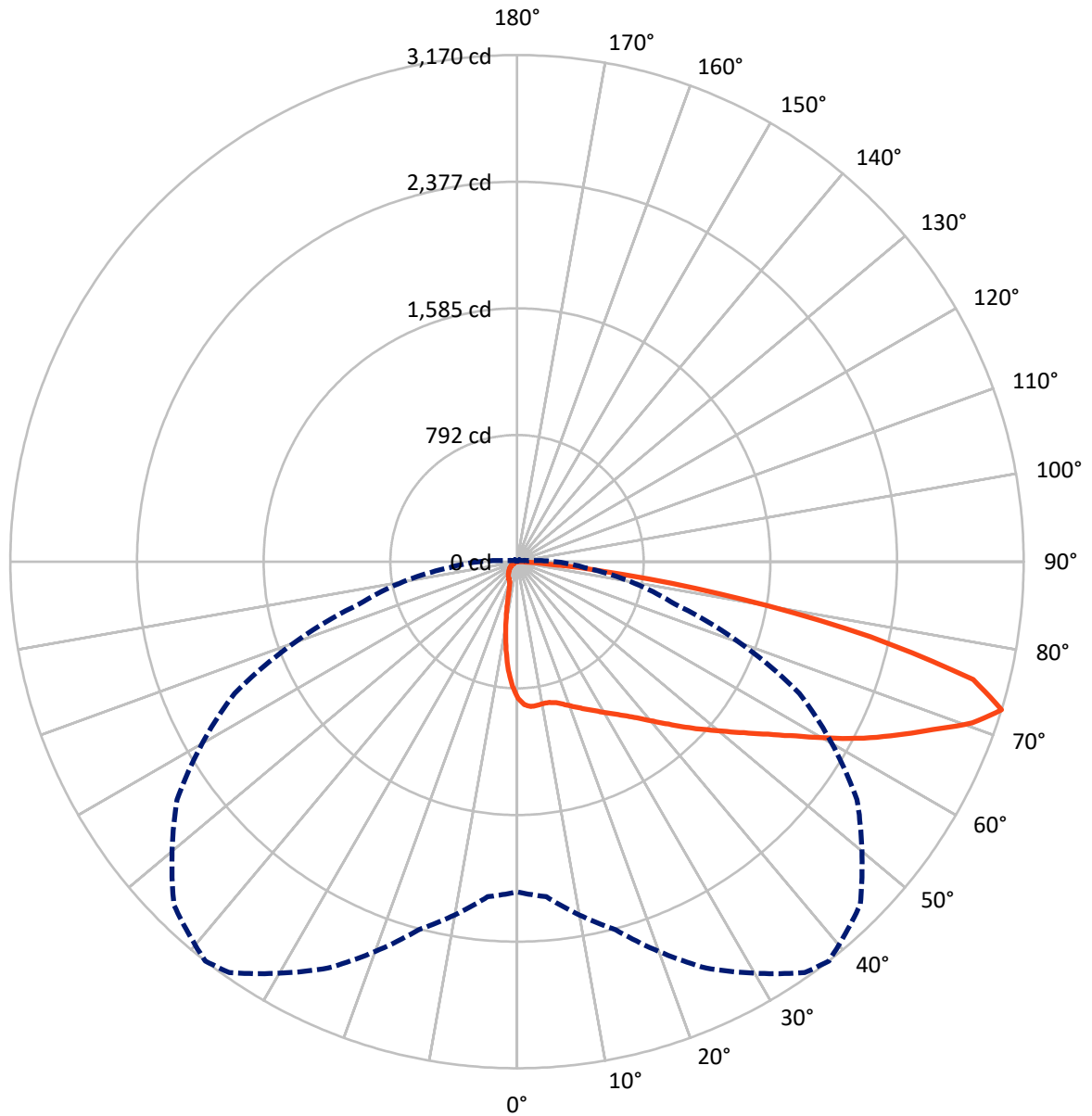
× Max cd  
 - - - 1/2 Max cd



Based on 10 foot mounting height. Maximum calculated value = 9 fc  
 Type IV - Short - N/A

REPORT NUMBER: P385716  
CATALOG NUMBER: GWC-SA1B-735-U-SL4-HSS

### Luminous Intensity Polar Plot



— Vertical Plane Through 38-Deg Lateral    - - - Horizontal Cone Through 72.5-Deg Vertical

REPORT NUMBER: P385716

CATALOG NUMBER: GWC-SA1B-735-U-SL4-HSS

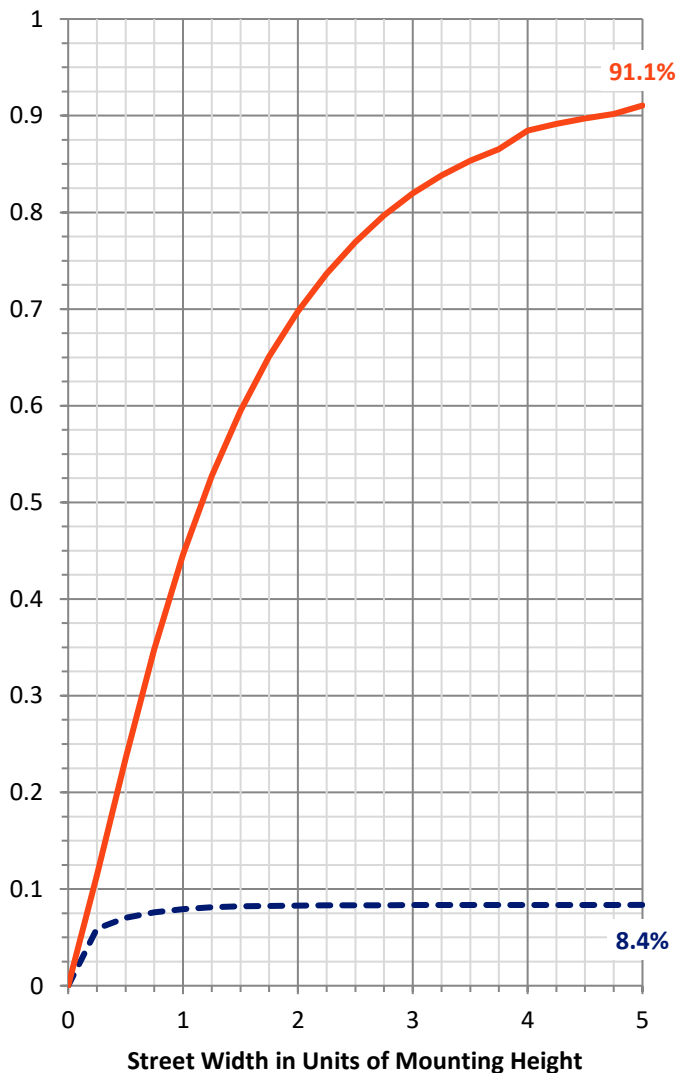
**FLUX DISTRIBUTION:**

		Downward	Upward	Total
<b>House Side</b>	Lumens	391.6	0.0	391.6
	% Fixture	8.4	0.0	8.4
<b>Street Side</b>	Lumens	4262.1	0.0	4262.1
	% Fixture	91.6	0.0	91.6
<b>Total</b>	Lumens	4653.8	0.0	4653.8
	% Fixture	100.0	0.0	100.0

**ZONAL LUMENS:**

Zone	Lumens	% Fixture
0°-10°	72.9	1.6
10°-20°	178.3	3.8
20°-30°	283.6	6.1
30°-40°	426.4	9.2
40°-50°	650.5	14.0
50°-60°	919.4	19.8
60°-70°	1153.3	24.8
70°-80°	862.3	18.5
80°-90°	106.9	2.3
90°-100°	0.0	0.0
100°-110°	0.0	0.0
110°-120°	0.0	0.0
120°-130°	0.0	0.0
130°-140°	0.0	0.0
140°-150°	0.0	0.0
150°-160°	0.0	0.0
160°-170°	0.0	0.0
170°-180°	0.0	0.0
0°-90°	4653.8	100.0
0°-180°	4653.8	100.0

**Coefficient of Utilization**



REPORT NUMBER: P385716

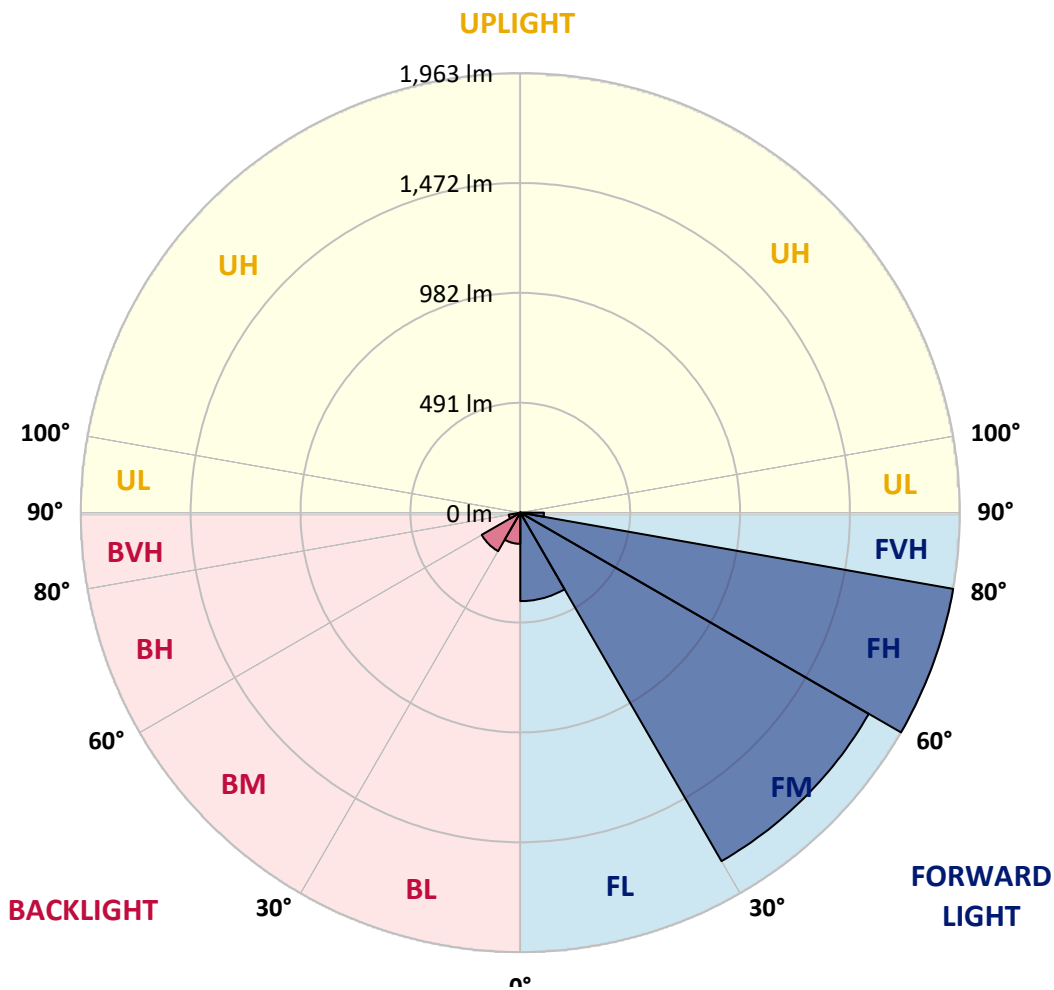
CATALOG NUMBER: GWC-SA1B-735-U-SL4-HSS

**LUMINAIRE CLASSIFICATION SYSTEM LUMEN TABLE AND BUG RATING:**

Zone	Lumens	% Fixture	Zone Rating/Lumen Limit		
			B	U	G
FL (0°-30°)	395.5	8.5			
FM (30°-60°)	1797.5	38.6			
FH (60°-80°)	1963.3	42.2			G2/5000
FVH (80°-90°)	105.9	2.3			G2/225
BL (0°-30°)	139.4	3.0	B1/500		
BM (30°-60°)	198.9	4.3	B0/220		
BH (60°-80°)	52.3	1.1	B0/110		G0/110
BVH (80°-90°)	1.0	0.0			G0/10
UL (90°-100°)	0.0	0.0		U0/0	
UH (100°-180°)	0.0	0.0		U0/0	

**BUG Rating: B1-U0-G2**

Type IV Short





REPORT NUMBER: P385716

CATALOG NUMBER: GWC-SA1B-735-U-SL4-HSS

**CANDELA DISTRIBUTION (FULL):**

	0°	5°	15°	25°	35°	38°	45°	55°	65°	75°	85°
0°	855.8	855.8	855.8	855.8	855.8	855.8	855.8	855.8	855.8	855.8	855.8
2.5°	908.4	908.6	906.4	902.9	898.5	896.2	892.3	886.1	879.6	867.8	855.0
5°	926.9	926.9	924.3	919.6	912.4	910.3	902.9	893.1	879.6	860.5	839.0
7.5°	925.0	925.4	921.7	916.8	909.7	907.8	898.9	887.9	871.1	847.9	820.5
10°	915.0	915.9	913.0	910.7	904.2	902.0	893.6	882.7	865.8	841.1	809.7
12.5°	904.7	905.7	906.6	908.8	904.7	904.0	897.4	888.1	872.0	846.3	810.8
15°	898.2	900.0	907.0	915.3	916.3	915.5	911.3	902.6	886.3	859.6	819.1
17.5°	898.2	901.3	915.7	931.6	937.1	937.8	934.0	921.9	902.6	874.0	826.9
20°	905.7	909.9	932.5	955.0	964.2	964.2	957.1	940.1	917.5	886.9	832.0
22.5°	925.0	930.6	959.0	985.0	994.8	992.7	983.0	958.3	932.9	901.6	838.6
25°	963.1	967.3	996.9	1023.0	1029.0	1024.1	1012.0	980.3	952.6	921.5	850.6
27.5°	1012.2	1012.8	1043.3	1065.3	1061.6	1058.3	1043.1	1007.9	981.0	949.9	871.3
30°	1066.1	1066.1	1093.0	1109.8	1098.5	1095.9	1080.6	1041.3	1017.4	988.6	900.7
32.5°	1118.3	1120.6	1142.4	1153.1	1140.5	1137.8	1123.0	1083.7	1065.7	1047.5	946.4
35°	1168.7	1170.5	1191.2	1197.0	1185.0	1185.7	1175.1	1141.8	1135.1	1132.8	1015.5
37.5°	1217.6	1218.0	1239.1	1242.7	1236.7	1243.3	1244.3	1214.9	1227.5	1246.2	1112.7
40°	1262.3	1262.6	1283.5	1293.0	1303.2	1311.8	1319.3	1303.6	1345.2	1388.7	1228.4
42.5°	1298.1	1302.1	1328.6	1346.5	1373.6	1389.8	1410.3	1409.6	1485.3	1550.7	1368.4
45°	1329.5	1336.5	1373.4	1404.9	1451.3	1477.2	1509.2	1534.4	1643.0	1730.9	1510.1
47.5°	1371.0	1377.6	1419.8	1471.4	1533.2	1567.3	1620.4	1674.8	1816.4	1908.0	1648.4
50°	1429.7	1426.8	1468.3	1542.3	1621.8	1666.4	1742.2	1823.6	1988.4	2062.3	1729.8
52.5°	1492.0	1490.9	1521.6	1619.4	1726.1	1778.3	1878.4	1977.3	2152.9	2168.5	1767.1
55°	1569.4	1561.1	1586.9	1707.3	1850.0	1906.0	2023.9	2129.7	2283.9	2228.4	1785.9
57.5°	1650.3	1636.6	1661.4	1805.3	1989.7	2056.1	2185.1	2278.1	2371.0	2269.4	1785.6
60°	1734.0	1717.8	1747.2	1927.9	2163.3	2240.0	2359.9	2378.5	2452.5	2290.1	1772.5
62.5°	1804.0	1794.3	1838.0	2059.0	2357.1	2432.6	2491.8	2469.7	2521.1	2306.1	1741.7
65°	1878.0	1878.6	1949.1	2211.8	2563.1	2614.1	2619.0	2587.9	2578.4	2302.8	1637.8
67.5°	1978.2	1987.4	2105.1	2419.4	2763.6	2802.9	2802.5	2716.1	2620.3	2172.2	1407.2
70°	2084.0	2105.9	2284.9	2656.9	2982.4	3022.2	3001.7	2797.6	2467.3	1756.5	995.9
72.5°	2066.3	2104.1	2384.7	2806.7	3139.5	3169.9	3036.7	2597.2	1950.1	1020.8	424.0
75°	1594.2	1638.0	2186.7	2658.3	2974.7	2947.4	2609.2	2021.0	1065.7	284.9	95.4
77.5°	842.1	865.5	1444.5	2025.1	2319.5	2262.4	1838.0	1121.2	324.9	70.5	42.9
80°	441.0	446.5	629.5	1149.0	1431.5	1431.9	1089.3	492.4	134.0	36.2	28.8
82.5°	236.2	240.9	332.6	530.9	750.1	679.9	417.1	270.9	77.9	20.5	27.6
85°	56.8	57.8	188.6	242.6	295.0	210.7	123.9	227.5	21.0	12.0	22.5
87.5°	21.8	22.3	70.0	104.9	75.2	48.7	58.0	84.8	2.7	4.6	3.5
90°	0.0	0.0	0.0	0.0	0.0	0.0	0.0	0.0	0.0	0.0	0.0



REPORT NUMBER: P385716

CATALOG NUMBER: GWC-SA1B-735-U-SL4-HSS

**CANDELA DISTRIBUTION (continued):**

	90°	95°	105°	115°	125°	135°	145°	155°	165°	175°	180°
0°	855.8	855.8	855.8	855.8	855.8	855.8	855.8	855.8	855.8	855.8	855.8
2.5°	847.3	842.3	830.0	814.3	800.4	790.3	775.2	765.3	758.7	758.6	756.1
5°	825.8	815.6	788.9	757.2	728.4	702.6	672.0	647.8	629.9	627.0	620.8
7.5°	802.9	786.1	745.0	695.6	647.2	598.2	541.2	505.8	475.4	461.0	459.4
10°	788.7	765.1	707.0	635.5	559.7	479.9	405.3	353.7	316.4	305.8	297.8
12.5°	785.8	754.7	677.6	579.0	470.8	365.3	282.8	227.9	198.1	188.6	186.1
15°	788.7	749.9	652.9	523.1	380.7	259.2	189.8	157.9	146.7	144.0	143.8
17.5°	790.5	744.1	624.9	461.1	293.4	185.2	145.3	136.0	134.3	134.1	134.5
20°	790.3	735.2	591.4	391.9	218.2	145.5	131.4	129.4	129.1	129.3	129.1
22.5°	788.9	724.7	554.7	320.6	164.9	130.1	125.4	124.3	124.1	124.1	124.1
25°	791.4	716.5	514.3	252.4	135.8	123.0	120.1	119.0	118.8	118.8	118.5
27.5°	800.6	711.8	470.1	194.3	122.7	116.6	114.2	114.0	113.5	113.3	113.7
30°	815.2	711.8	421.5	151.1	114.8	110.0	108.2	107.8	107.7	107.5	107.7
32.5°	841.1	717.2	368.5	125.6	107.3	102.6	101.5	102.0	101.5	101.5	101.5
35°	887.9	733.5	313.1	109.6	99.4	95.4	94.3	95.1	94.7	94.7	94.5
37.5°	956.1	763.6	257.2	100.0	92.3	88.3	86.8	87.9	87.6	87.6	87.4
40°	1039.3	807.5	204.1	92.6	85.6	81.4	80.0	80.6	79.7	79.7	80.0
42.5°	1141.8	863.1	157.7	85.4	78.8	74.8	74.0	73.5	71.7	70.7	70.9
45°	1255.9	921.2	123.0	78.4	72.5	69.2	68.0	66.5	63.6	61.6	61.8
47.5°	1357.7	965.8	100.0	71.7	66.7	64.2	62.5	59.6	55.2	53.0	53.2
50°	1411.3	972.6	85.0	64.9	61.2	58.7	56.3	51.8	46.8	44.2	44.1
52.5°	1425.0	940.9	74.0	58.7	55.9	53.0	49.7	43.7	38.0	35.4	34.9
55°	1430.0	892.5	64.2	53.0	50.1	46.8	42.6	35.8	30.5	27.8	27.6
57.5°	1413.4	820.5	56.5	47.7	44.2	40.2	34.9	28.6	23.6	21.4	21.4
60°	1376.5	722.9	50.4	42.2	38.2	33.6	28.2	22.3	17.6	15.9	15.9
62.5°	1302.8	596.4	44.8	36.4	32.7	27.8	22.8	16.8	12.4	11.4	11.6
65°	1163.9	452.4	39.3	31.1	27.8	23.0	17.8	12.0	8.3	8.3	8.7
67.5°	949.2	314.2	33.4	26.5	24.0	18.8	13.5	8.3	5.8	6.6	7.3
70°	628.4	176.2	28.6	21.8	20.5	14.8	10.1	5.6	4.6	6.2	7.5
72.5°	237.1	68.6	24.0	17.6	17.8	11.4	7.1	4.2	4.2	6.8	8.9
75°	66.1	33.6	17.2	13.0	13.9	8.3	5.3	3.7	4.0	7.7	10.4
77.5°	38.9	24.7	11.2	7.5	9.5	5.8	3.5	2.9	3.5	6.6	10.1
80°	31.3	13.2	6.6	3.9	5.3	3.3	2.3	1.8	0.9	2.5	5.3
82.5°	31.3	7.9	3.1	2.7	2.7	1.8	1.1	0.8	0.2	0.0	1.3
85°	21.0	3.3	2.0	1.8	1.3	0.6	0.4	0.2	0.0	0.0	0.0
87.5°	3.5	1.3	0.8	0.4	0.2	0.0	0.0	0.0	0.0	0.0	0.0
90°	0.0	0.0	0.0	0.0	0.0	0.0	0.0	0.0	0.0	0.0	0.0



Signify Classified - Internal  
Cooper Lighting Solutions Photometric Lab  
1121 Highway 74 South  
Peachtree City, GA 30269

Scaled Data Report



Report Generated By 670245982

Signify Classified - Internal  
Cooper Lighting Solutions Photometric Lab  
1121 Highway 74 South  
Peachtree City, GA 30269

Scaled Data Report



Signify Classified - Internal  
Cooper Lighting Solutions Photometric Lab  
1121 Highway 74 South  
Peachtree City, GA 30269

Scaled Data Report



Signify Classified - Internal  
Cooper Lighting Solutions Photometric Lab  
1121 Highway 74 South  
Peachtree City, GA 30269

Scaled Data Report



Signify Classified - Internal  
Cooper Lighting Solutions Photometric Lab  
1121 Highway 74 South  
Peachtree City, GA 30269

Scaled Data Report



--- HS    — SS

Signify Classified - Internal  
Cooper Lighting Solutions Photometric Lab  
1121 Highway 74 South  
Peachtree City, GA 30269

Scaled Data Report



u

Signify Classified - Internal  
Cooper Lighting Solutions Photometric Lab  
1121 Highway 74 South  
Peachtree City, GA 30269

Scaled Data Report



Signify Classified - Internal  
Cooper Lighting Solutions Photometric Lab  
1121 Highway 74 South  
Peachtree City, GA 30269

Scaled Data Report



(END OF REPORT)